
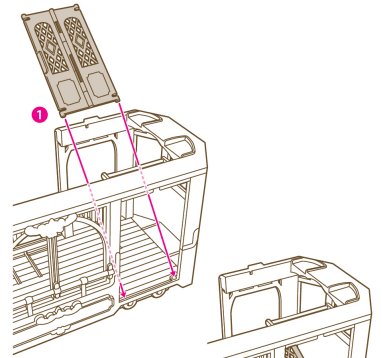
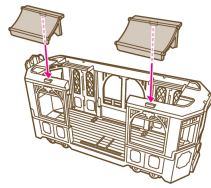


Place the benches in different areas of the tram

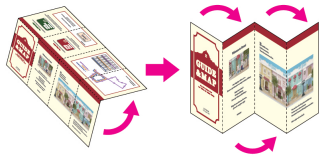


Attach the awnings of the Creamy Gelato Shop (sold separately)




If door dislodges, reattach as shown

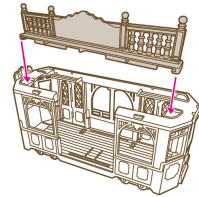
Fold the guide map as shown



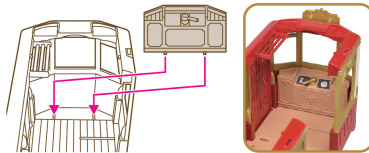
Fold the tickets as shown



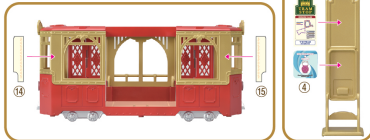
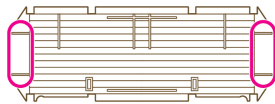
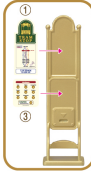
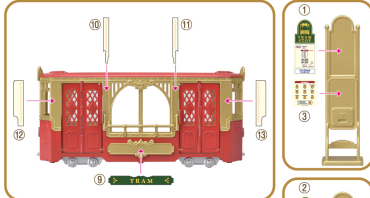
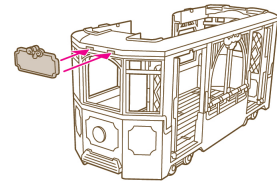
Attach the header of the Delicious Restaurant (sold separately)



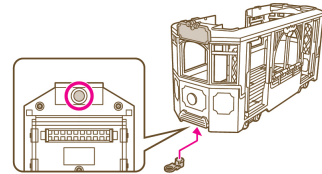
Apply stickers as shown



Attach tram signs to the front and back of tram



Attach the connector loop to the bottom of the tram



Insert the hook on the Fruit Wagon* or Candy Wagon* into the tram loop to connect *sold separately

Insert the ticket stand in 2 areas of the tram

